

# Summary Report on Course Evaluation at KIT: Winter Semester 2025/26



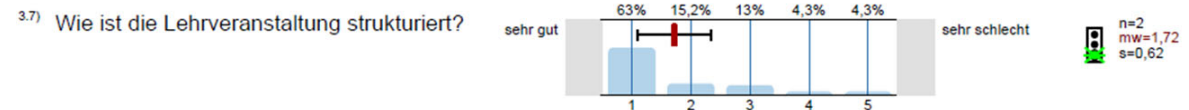
Team QM – [qm@stab.kit.edu](mailto:qm@stab.kit.edu)

# Course Evaluation at KIT

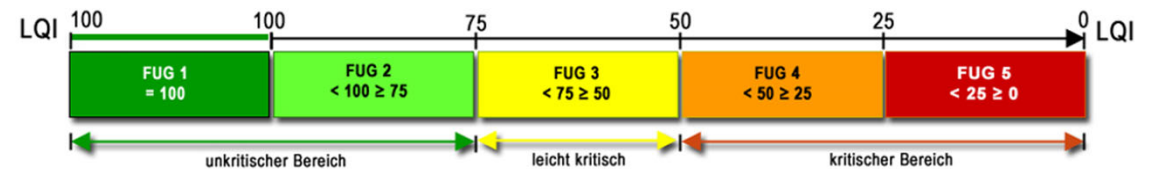
- Course evaluation at KIT is one of the key components of quality management in teaching and learning.
- It allows students to provide anonymous feedback on a course. Thus instructors receive timely, qualified, and anonymous feedback on important aspects of the course quality. This feedback enables instructors to identify areas for improvement, implement appropriate measures and provide responses to students. The entire process is embedded in a cycle of continuous development.
- Each questionnaire includes six mandatory questions that are used to calculate the *Teaching Quality Index* (LQI) of a course (based on weighted averages).

# Course Evaluation at KIT

- The Teaching Quality Index (LQI) is an indicator that reflects students' satisfaction with the courses they attend. It is visualized using a traffic light system.



- In the next step, each course is assigned to a Follow-up Group (FUG) based on its LQI. There are five FUGs in total, each divided into three categories: uncritical, slightly critical and critical.

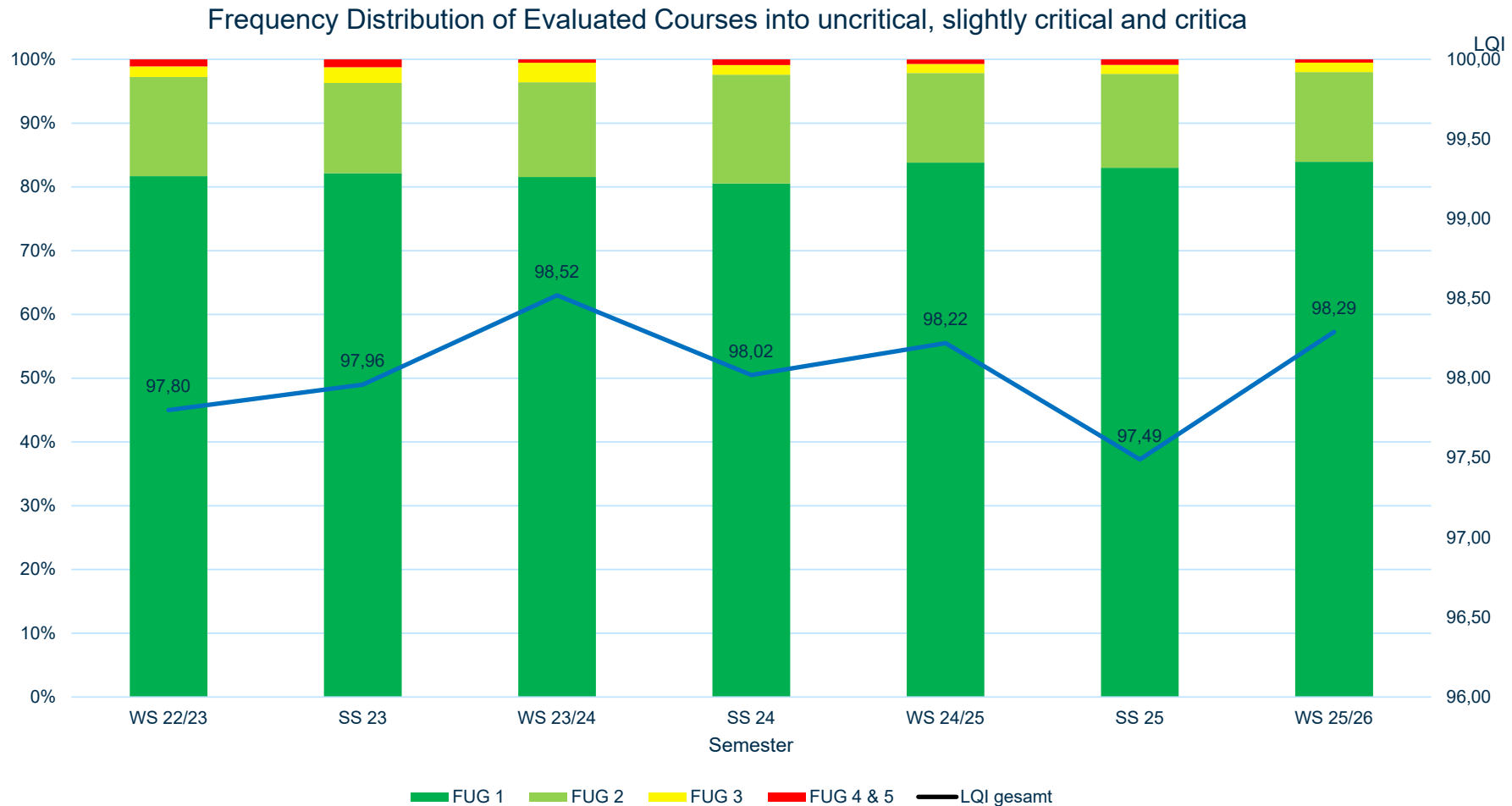


- Based on the LQI, a follow-up process is initiated at the end of the semester at various levels (KIT Department and the Executive Board).

# Facts about Course Evaluation at KIT – Winter Semester 2025/26

- The Teaching Quality Index for the Wintersemester 2025/26 is 98.29.
- A total of 2,079 courses were centrally evaluated, representing approximately 71% of all courses offered.
  - Seven courses were assigned to Follow-up Group 4.
  - One course to Follow-up Group 5.
- The evaluation was conducted 25% on paper and 75% online.
- In total 34,693 questionnaires were analyzed.

# LQI development over past semesters



# More Information

For more information please go to:

- General information about course evaluation: <https://www.stab.kit.edu/lehrveranstaltungsevaluation.php>
- Information about LQI: [https://www.stab.kit.edu/downloads/QM/Informationen\\_zum\\_LQI.pdf](https://www.stab.kit.edu/downloads/QM/Informationen_zum_LQI.pdf)
- Information about reporting and follow-up-process: <https://www.stab.kit.edu/5509.php>
- All aggregated results can be found in the QM reporting database (available only within KIT network, German language): <https://team.kit.edu/sites/sek-qm/>

